



PORTLAND PUBLIC SCHOOLS – FACILITY ADA ASSESSMENT

Duniway School K-5
August 31, 2009


Site Accessibility

Parking	Restripe and relocate (1) on-site parking stall currently in the northeast parking lot. Size, access aisle and signage to be compliant. Add directional sign from parking indicating that the accessible entrance is at the main front door on opposite side of building. There is no on-street parking at SE Reed College Place along the main building frontage. Add directional signage near the most obvious building ramp at parking lot that only leads to the service kitchen. (Service ramp only, and is a non-compliant ramp).	
Exterior Building Ramp and Stairs	Existing access entry ramp from sidewalk is at west main front entry.	



Accessible Route & Features

Stage 15B	Add a lift at the north side stage area to provide accessibility for the raised stage area.	
Elevator	Add an elevator to access the second floor. Suggested location would be at the northwest corner of Classroom 17. Corridor access would take space out of the adjacent Restroom 17A. At the second floor, the elevator would be on the exterior adjacent to Classroom 29, and a connector corridor would extend north to reach the main corridor.	



Interior Ramp	Revise the existing interior ramp in the cafeteria corridor. Extend existing wood ramp from 14'-4" to at least 18'-0" minimum. New double handrails each side with extensions at top and bottom must run past the ramp 12" each way. Replace the adjacent 3-step handrail with compliant double handrails on each side.	
Auditorium Balcony 15C	Verify and revise entry door for compliant entry.	
Handrails	Provide accessible double handrails at the stair adjacent to the main office from the first to second floors (approximately 112 lf of rail.)	
Classroom doors	Provide all classrooms with lever handle hardware.	

Plumbing Elements

Second Floor Boys 21A	Provide accessible toilet stall, clearances, lavatory and accessories within reach ranges. Verify or replace entry/exit doors for compliant width and clearances.	
Second Floor Girls 26A	Provide accessible toilet stall, clearances, lavatory and accessories within reach ranges. Verify or replace entry/exit doors for compliant width and clearances.	 
Unisex 28A	Revise and enlarge the existing adult restroom to a compliant unisex restroom.	
Drinking Fountain	Provide an accessible high-low drinking fountain on the second floor corridor.	
Staff Room 28A	Provide an accessible sink.	



Communication Elements

Auditorium 15A		Provide assisted listening devices.	
Auditorium Balcony 15C		Provide assisted listening devices.	
Classrooms		Any need for assisted listening devices in programs at this school? Or within SPED classrooms?	
Signage		Provide accessible signage at new accessible restrooms and common spaces. If signage is provided at classrooms, provide accessible signage.	

Special Spaces, Built-in Elements & Recreational Facilities

Boys Locker Room G3		Locker room no longer used except as miscellaneous storage.	
Girls Locker Room G6		Locker room no longer used except as miscellaneous storage.	
Play Fields		If benches are provided at play fields, provide accessible benches.	
Play Surfaces		There are(2) soft play areas at the outside play area. Verify and test existing play structure safety surfacing at these areas. Mulch/ground cover must be solid enough to allow wheelchair access.	
Play Structures		Verify that one play structure is accessible, and modify if needed.	

